



The World Bank Financed Climate Smart Irrigated Agriculture Project (CSIAP)

Ministry of Agriculture, Livestock, Lands and Irrigation

Monthly Safeguard Progress Report - May, 2025



Submission Date: 10/06/2025

Date Submitted By: Provincial Safeguard Team

Report Prepared By: Ms. Sharmila Shanmuganathan/PMU

Acknowledgment

I extend my sincere gratitude to the Project Director of CSIAP and the Deputy Project Directors of the provinces for their continuous support in ensuring the effective implementation of safeguard measures in the required areas.

Furthermore, I wish to express my heartfelt thanks to the Mr. Shanek Mario Fernando, the Senior Social Development Specialist, the Mr. Gnanesh Jayantha- Consultant for Social Development, Ms. Nadeera Rajapakse- the Senior Environmental Safeguard Specialist, and the Dr. Sithara Atapattu- Consultant for Environmental Safeguards for their continuous support to the Safeguard Team of the CSIAP since 2019.

This report was prepared by Ms. Sharmila Shanmuganathan, Gender Development Officer of the Project Management Unit. The Social and Environmental Safeguard Officers of the Provincial Deputy Project Director's Office (NCP, NWP, EP, NP, UP and SP) T. Sekaran, H. P. T. Sandaruwan, A. Yogeshwaran, M. M. P. N. Dilrukshi, B. M. Senarathne T. D. Bandara, S. Kesiga, and Mr. Ainkaran provided the required data for this report.

Acronyms and Abbreviations

AP	Affected Person/Party
ARAP	Abbreviated Resettlement Action Plan
CBO	Community-based Organization
CC	Community Centre
CE	Citizen Engagement
CER	Contingent Emergency Response
CMC	Cascade Management Committee
CSA	Climate Smart Agriculture
CSIAP	Climate Smart Irrigated Agriculture Project
DAD	Department of Agrarian Development
DCC	District Coordinating Committee
DDR	Due Diligence Report
DOA	Department of Agriculture
DPD	Deputy Project Director
DS	Divisional Secretary
DSC	District Steering Committee
DSD	Divisional Secretariat Division
DWC	Department of Wildlife Conservation
E&S	Environmental and Social
ESCAP	Environmental and Social Codes of Practices
ESCP	Environmental and Social Commitment Plan
ESF	Environmental and Social Framework
ESG	Environmental and Social Guideline
ESHS	Environmental, Social, Health and Safety
ESIA	Environmental and Social Impact Assessment
ESMP	Environment and Social Management Plan
ESR	Environmental Screening Report
ESS	Environmental and Social Standards
FD	Forest Department
FGD	Focus Group Discussion
FO	Farmer Organization
GBV	Gender Based Violence
GDP	Gross Domestic Product
GIS	Geo Information System
GND	Grama Niladhari Division
GoSL	Government of Sri Lanka
GRC	Grievance Redressal Committee
GRM	Grievance Redress Mechanism
IA	Implementing Agency
ID	Irrigation Department
IEC	Information, Education and Campaign
IP	Indigenous People

IPPF	Indigenous Peoples Policy Framework
KPI	Key Performance Indicator
LA	Land Acquisition
LDSP	Local Development Support Project
LGA	Local Government Authority
LMP	Labor Management Plan
LRP	Livelihood Restoration Plan
LSA	Livelihood Support Assistance
M&E	Monitoring and Evaluation
MoALLI	Ministry of Agriculture, Livestock, Lands and Irrigation
NEA	National Environment Act
NGO	Non-government Organization
NGRC	National Grievance Redress Committee
NIRP	National Involuntary Resettlement Policy
NPD	National Planning Department
NPSC	National Project Steering Committee
OFC	Other Field Crops
OHS	Operational Health and Safety
OP	Operational Policy
PAD	Project Appraisal Document
PAP	Project-Affected Persons
PBC	Performance Base Condition
PD	Project Director
PDO	Project Development Objective
PG	Producer Group
PGRC	Provincial Grievance Redress Committee
PID	Provincial Irrigation Department
PMU	Project Management Unit
PS	Producer Society
PSC	Provincial Steering Committee
RTI	Right to Information
SAC	Social Audit Committee
SDG	Sustainable Development Goal
SEA	Sexual Exploitation and Abuse
SEA/SH	Sexual Exploitation and Abuse/ Sexual Harassment
SEP	Stakeholder Engagement Plan
SH	Sexual Harassment
SL	Sri Lanka
SSR	Social Screening Report
STEP	Systematic Tracking of Exchange in Procurement
VAC	Violence Against Children
VAW	Violence Against Woman
WB	World Bank
WBG	World Bank Group

Contents	
Acknowledgment.....	2
Acronyms and Abbreviations	3
1. Background and Purpose of the Document	9
2. Structure of the Report	9
3. Annual Budget and Work Plan – 2025	10
4. Implementation of Solar Powered Movable Seasonal Paddy Field Protected Electric Fences	11
5. Progress of Provide Agricultural Seeds to Affected Farmers due to Water Drawdown Issues as Compensation	14
6. Tree Planting Programme (Pre-school children).....	15
7. Tree Planting Programme (Tree Planting Programme / Catchment Area Development)	16
8. Tree removal and Compensative Tree Planting Program.....	16
9. ESMP, Operation of GRM and Code of Conduct (COC) Awareness Creation for Contractors, Farmer Organizations (FO), Social Audit Committees (SAC), and Implementing Agencies.	20
10. Operation of Grievance Redress Mechanism (GRM)	21
11. Progress Summary of Agreed Actions During the World Bank Mission	23
12. Identified Safeguard Issues and Implemented Mitigation Measures	25
12.1 Identified issues and the mitigation measures- NCP	25
12.2 Identified issues and the mitigation measures EP	27
12.3 Identified issues and the mitigation measures- UP	30
12.4 Identified issues and the mitigation measures- SP	32
12.5 Identified issues and the mitigation measures – NWP	33
12.5 Identified issues and the mitigation measures – NP	33
13. Risk category of the Tank rehabilitation Phase II of the CSIAP.....	33
14. Progress of Downstream works	34
15. Artificial Water Drawdown and Compensation Details (Cumulative)	36
16. Status of the artificial water drawdown tanks, agreed for foregone Yala cultivation and compensation Phase II – EP	38
17. Provincial wise Safeguard Training plan – Phase II CSIAP	60
18. Publications and document disclose at the CSIAP website for the public access	65
Annex:	66
Monthly Safeguard Progress- May, 2025- Uva Province.....	66
Monthly Safeguard Progress- May, 2025- Eastern Province.....	66

Monthly Safeguard Progress- May, 2025 – North Central Province	66
Monthly Safeguard Progress- May, 2025 –Southern Province	66
Monthly Safeguard Progress- May, 2025 –North Western Province	66
Monthly Safeguard Progress- May, 2025 –Northern Province	66
GRM Update – May, 2025	66
GRM Update – April, 2025	

List of tables

Table 1 Annual Budget Allocation and Cumulative Progress for the Safeguard Division and Work Plan – 2025.....	10
Table 2 Cumulative Financial Progress for the Safeguard Division and Work Plan – 2025	11
Table 3 Solar Powered Movable Seasonal Paddy Field Protected Electric Fences-Supplied Details and Establishment Details Until 2024 (Cumulative) – Set 01.....	12
Table 4 Solar Powered Movable Seasonal Paddy Field Protected Electric Fences- (Set 02)	12
Table 5 Solar Powered Movable Seasonal Paddy Field Protected Electric Fences- (Set 03)	13
Table 6 New Requirements Received in May 2025 from the DPDs (Set 04)	13
Table 7 Provided Agricultural Seeds to Affected Farmers due to Artificial Water Drawdown – Loss of livelihood during the Yala – 2025 (Input supplied in May)	14
Table 8 Provided Agricultural Seeds to Affected Farmers due to Artificial Water Drawdown – Loss of livelihood during the Yala – 2025 (Input supplied Cumulative- Phase II)	14
Table 9 Physical progress of tree planting programme in May	15
Table 10 Tree Planting Programme (Tree Planting Programme / Catchment Area Development) in May.....	16
Table 11 Current status of the proposed tree removal, compensatory tree planting, and Catchment Area Development Phase II (Cumulative phase II)	17
Table 12 Details of Proposed Tree Removal and Tree Planting by Tank – Phase II	17
Table 13 Summary of the ESMP Awareness Programmes- May	20
Table 14 Summary of the ESMP Awareness Programmes- Cumulative Phase II	20
Table 15 Summary of the GRM Awareness Programmes- May	21
Table 16 GRM update- May	21
Table 17 Progress Summary of Agreed Actions During the World Bank Mission	23
Table 18 Identified issues and the mitigation measures- NCP.....	25
Table 19 Identified issues and the mitigation measures EP	27
Table 20 Identified issues and the mitigation measures- UP	30
Table 21 Identified issues and the mitigation measures- SP	32
Table 22 Identified issues and the mitigation measures – NWP	33
Table 23 Identified issues and the mitigation measures – NP	33
Table 24 Criteria to identify the risk level	34
Table 25 Province Wise Risk Level	Error! Bookmark not defined.
Table 26 District Wise Risk Level.....	Error! Bookmark not defined.
Table 27 Tank Wise Risk Level.....	Error! Bookmark not defined.
Table 28 Safeguard Documents for the Downstream works (less than 5 Mn Rs – CBO Contracts)	34
Table 29 Safeguard Documents for the Downstream works proposed under the CMC Activities (less than 5 Mn Rs – CBO Contracts)	35
Table 30 Baseline Survey Data: Tanks Requiring Water Drawdown for Rehabilitation and Livelihood Losses During the Yala Season.....	36
Table 31 Actual Details- Tanks Requiring Water Drawdown for Rehabilitation and Livelihood Losses During the Yala Season.....	37

Table 32 Baseline Survey Data – Mitigation Measures: Inputs Required as Compensation	58
Table 33 Actual Data- Mitigation Measures- Inputs Required as Compensation (Up to May)	58
Table 34 Training plan for the 2.2.15- ESMP Awareness Creation for Contractors, Farmer Organizations (FO), Social Audit Committees (SAC), and Implementing Agencies	60
Table 35 Training plan for the 2.2.16- Operation of GRM and Code of Conduct (COC) – Awareness on the Prevention of Gender-Based Violence (GBV) for SAC, FO, Public Servants (PS), Contractors, and Others Social Safeguard- 2025	61
Table 36 Training plan for the 2.2.17 Training Plan Social Safeguard- 2025	62
Table 37 Annual action plan target against progress- Phase II	63

1. Background and Purpose of the Document

The CSIAP is implementing subprojects in six provinces (Northern, North Central, North Western, Eastern, Uva, and Southern Provinces), 11 districts (Kilinochchi, Mullaitivu, Anuradhapura, Polonnaruwa, Kurunegala, Puttalam, Trincomalee, Batticaloa, Ampara, Monaragala, and Hambantota), 37 Divisional Secretariat Divisions, 52 Agrarian Service Center Divisions, and 256 Grama Niladhari Divisions in Sri Lanka. The project's development objective is to improve the productivity and climate resilience of smallholder agriculture in selected climatically vulnerable hotspot areas.

The safeguard progress report for April was submitted to the World Bank safeguard team; this report exclusively covers the progress for May 2025. The data included spans the period from May 1 to May 30, 2025.

2. Structure of the Report

- **Summary of Progress Against the 2025 Annual Budget and Work Plan**

This section provides a cumulative of the progress made in relation to the targets set out in the Annual Budget and Work Plan for 2025.

- **Cumulative update on the Implementation of Solar Powered Movable Seasonal Paddy Field Protected Electric Fences**

This section provides the cumulative progress of elephant fence establishment throughout the project years, along with the current status and new requirements in detail.

- **Seed Distribution for Farmers Affected by Artificial Water Drawdown**

This section describes the distribution of seeds to farmers impacted by the artificial drawdown of irrigation water, highlighting the number of beneficiaries and support provided LSA.

- **Tree Planting Programme**

This section presents the objectives, implementation, and progress of the ongoing tree planting programme.

- **Progress of 179 Tank Rehabilitation Activities and ESMP Implementation**

This section outlines the current status of rehabilitation activities for 179 tanks, including the implementation of Environmental and Social Management Plans (ESMPs).

- **ESMP and GRM implementation update**

This section provides details of the dedicated awareness programme on the implementation of the ESMP, operation of the GRM and COC, and the prevention of GBV at the project sites.

- **Grievance Redress Mechanism (GRM) Operations**

This section explains the functioning of the GRM, including the number and types of grievances received and their resolution status.

- **Progress Summary of Agreed Actions During the World Bank Mission**

This section provides an update on the implementation status of key actions agreed upon during the recent World Bank mission, including timelines and responsible parties.

- **Identified Safeguard Issues and Implemented Mitigation Measures**

This section outlines the key safeguard issues identified during the reporting period and the corresponding mitigation measures undertaken.

- **Risk category of the phase II tank rehabilitation in terms of completion**

This section explains the risk level of completing the tanks on or before the upcoming rainy season and alerts the team to expedite construction before the Maha season cultivation begins.

- **Civil Works (Below Rs 5 million) and Safeguard Documentation**

This part presents the status of civil works valued under LKR 5 million and the corresponding safeguard documentation. Details will be provided through tracking sheets.

- **Publication and Media Activities**

This part describes the awareness-raising and visibility efforts carried out through publications and media engagement.

- **Way Forward for the Upcoming Month**

The final section outlines planned activities, key priorities, and proposed actions for the next month.

3. Annual Budget and Work Plan – 2025

Under the CSIAP Annual Budget and Work Plan for 2025, the following activities fall directly under safeguards. The details are provided below.

Table 1 Annual Budget Allocation and Cumulative Progress for the Safeguard Division and Work Plan – 2025

No. ¹	Activity	Unit	Financial Progress Amount (Mn Rs)						Total
			NCP	EP	SP	UP	NWP	NP	
1.1.11	Establishment of Seasonal Electric Elephant Fences.	Km							401.0
1.1.12	Provide Agricultural Seeds to Affected Farmers due to Water Drawdown Issues as Compensation.	ac							
	Provide Agricultural Seeds to Affected Farmers due to Water Drawdown Issues as Compensation.	No. of Farmers / APs	3.00	3.00	3.00	3.00	3.00	3.00	18.0
2.2.14	Tree Planting Programme (Pre-school).	#	0.99	0.50	0.54	0.80	0.54	0.50	

¹ Activity number based on the annual budget

	Tree Planting Programme (Tree Planting Programme / Catchment Area Development).	#							2.95
	Tree Planting Programme (Compensatory Tree Planting Programme).	#	No amount was allocated under the provincial budget; instead, a separate amount was included in the contractor's BOQ.						
2.2.15	ESMP Awareness Creation for Contractors, Farmer Organizations (FO), Social Audit Committees (SAC), and Implementing Agencies.	# of sites	0.20	1.55	0.25	0.55	0.20	0.20	2.95
2.2.16	Operation of GRM and Code of Conduct (COC) – Awareness on the Prevention of Gender-Based Violence (GBV) for SAC, FO, Public Servants (PS), Contractors, and Others.	# of sites	0.20	0.50	0.20	0.50	0.20	0.18	1.78
2.2.17	Capacity Building Programme for the Safeguard Officers	# of Pro							0.65
	Total								

Table 2 Cumulative Financial Progress for the Safeguard Division and Work Plan – 2025

No. ²	Activity	Unit	Financial Progress Amount (Mn Rs)						Total
			NCP	EP	SP	UP	NWP	NP	
1.1.11	Establishment of Seasonal Electric Elephant Fences.	Km	0.00	0.00	0.00	0.00	0.00	0.00	0.00
1.1.12	Provide Agricultural Seeds to Affected Farmers due to Water Drawdown Issues as Compensation.	ac							
	Provide Agricultural Seeds to Affected Farmers due to Water Drawdown Issues as Compensation.	No. of Farmers / APs	3.00 ³	0.00	0.00	3.00	3.00	0.00	
2.2.14	Tree Planting Programme (Pre-school).	#							
	Tree Planting Programme (Tree Planting Programme / Catchment Area Development).	#	0.10	0.0390	0.00	0.00	0.00	0.00	0.1390
	Tree Planting Programme (Compensatory Tree Planting Programme).	#	No amount was allocated under the provincial budget; instead, a separate amount was included in the contractor's BOQ.						
2.2.15	ESMP Awareness Creation for Contractors, Farmer Organizations (FO), Social Audit Committees (SAC), and Implementing Agencies.	# of sites	0.1499	0.00	0.0516	0.00	0.0498	0.00	0.251355
2.2.16	Operation of GRM and Code of Conduct (COC) – Awareness on the Prevention of Gender-Based Violence (GBV) for SAC, FO, Public Servants (PS), Contractors, and Others.	# of sites	0.0462	0.00	0.00	0.00	0.00	0.00	0.0462
2.2.17	Capacity Building Programme for the Safeguard Officers	# of Pro							0.00
	Total								

4. Implementation of Solar Powered Movable Seasonal Paddy Field Protected Electric Fences

According to the records, a total of 234 elephant fences covering 748.87 km have been established in the field cumulatively, enabling farmers to protect their crops effectively. The details are provided in the table below.

² Activity number based on the annual budget

³ Rs Mn 3.00 (yellow highlighted) was allocated for each province. Actual expenditure will be presented in next month progress report. This budget is calculated under the CSA Specialist's budget

Table 3 Solar Powered Movable Seasonal Paddy Field Protected Electric Fences -Supplied Details and Establishment Details Until 2024 (Cumulative) – Set 01

Province	District	No of fences	Km	Year Supplied	Status
EP	Trincomalee	20	61.34	2024	Established
Subtotal		20	61.34		
NP	Kilinochchi	20	68.05	2024	Established
NP	Mullaitivu	30	131.92	2023	Established
Subtotal		50	199.97		
UP	Monaragala	27	89.7	2024	Established
Subtotal		27	89.7		
NWP	Kurunegala	38 53	155.67	2023	Established
NWP	Puttalam	77 54	178.79	2023	Established
Subtotal		107	334.46		
SP	Hambantota	29	63.05	2023	Established
Subtotal		29	63.05		
NCP	Anuradhapura (Thirappane FTS)	1	0.35	2022	Established
Subtotal		1	0.35		
Total		234	748.87		

Additionally, STEP approval has been obtained for 78 more elephant fences covering 277.66 km, which are planned for the Batticaloa, Ampara, Polonnaruwa, and Anuradhapura districts. The closing date for the Intention to Award was May 8, 2025. It was expected that the goods would be supplied within 45 days from this date.

However, due to procurement issues, it was decided to recall the bids. As a result, there is a possibility of a delay in delivering the fences to farmers, potentially not even in time for the upcoming Maha 2025/26 season. Therefore, it is recommended to expedite the process and resolve the procurement issues. This is the second time the PMU/CSIAP Procurement Division has had to call for bids. This delay not only affects the project's efficiency but also impacts the farming community.

According to the Procurement Division, the community was informed that the elephant fences would be provided by June. However, this commitment could not be met, resulting in farmer disappointment over the CSIAP's delay to deliver goods/services on time.

The details are provided in the table below.

Table 4 Solar Powered Movable Seasonal Paddy Field Protected Electric Fences - (Set 02)

Province	District	No of fences	Km	Status
EP	Batticaloa	36	155.1	To be recall the bid
	Ampara	25	69.06	

Subtotal		61	224.16	
NCP	Polonnaruwa	8	24.5	To be recall the bid
	Anuradhapura	9	29	
Subtotal		17	53.5	
Total		78	277.66	

The third set of elephant fences, consisting of 116 fences covering 396.91 km and intended for the Mullaitivu, Monaragala, Kurunegala, and Puttalam districts, had its bid invitation closed on May 14, 2025. It is currently under technical evaluation. According to the Procurement Division of the PMU, the fences are expected to be delivered to the community within two months. The details are provided in the table below.

Table 5 Solar Powered Movable Seasonal Paddy Field Protected Electric Fences - (Set 03)

Province	District	No of fences	Km	Status
NP	Mullaitivu	45	172.6	Under PPC
Subtotal		45	172.6	
UP	Monaragala	33	96.31	Under PPC
Subtotal		33	96.31	
NWP	Kurunegala	33	104	Under PPC
	Puttalam	5	24	
Subtotal		38	128	
Total		116	396.91	

During field visits to these provinces in the first quarter, there was a significant demand for elephant fences raised by both farmers and field-level officers. Farmers repeatedly requested the fences from the project. However, they also complained that although the project had proposed to provide elephant fences, they were not delivered on time. As a result, farmers did not receive the fences during the Yala 2025 cultivation season, leading to disappointment.

New requests (4th Set) for elephant fences were collected from the provinces this month. If uncommitted funds are available from any other component, the project will propose purchasing additional fences, subject to the concurrence of the World Bank.

Table 6 New Requirements Received in May 2025 from the DPDs (Set 04)

Province	District	No of fences	Km	Requesting Additional Allocation Rs Mn ⁴	Status
EP	Trincomalee	22	104	62.4	New Requirements Received on 08/05/2025 from the DPD-EP
	Batticaloa	1	10	6.0	
	Ampara	53	336.06	201.636	
Subtotal		76	450.06	270.036	
NP	Kilinochchi	10	25.4	15.24	

⁴ It was estimated at Rs. 0.6 million per kilometer (1 km = Rs. 0.6 Mn).

	Mullaitivu	40	147.421	88.4526	New Requirements Received on 07/05/2025 from the DPD-NP
Subtotal		50	172.821	103.6926	
NWP	Puttalam	4	18.66	11.196	New Requirements Received on 29/05/2025 from the DPD-NWP
	Kurunegala	5	13.5	8.1	
Subtotal		9	32.16	19.296	
SP	Hambantota	10	59	35.4	New Requirements Received on 07/05/2025 from the DPDOSP-SSO
Subtotal		10	59	35.4	
NCP	Anuradhapura	7	60	36	New Requirements Received on 07/05/2025 from the DPDONCP-SSO
Subtotal		7	60	36	
Total		152	774.041	465.83	

5. Progress of Provide Agricultural Seeds to Affected Farmers due to Water Drawdown Issues as Compensation

Table 7 Provided Agricultural Seeds to Affected Farmers due to Artificial Water Drawdown – Loss of livelihood during the Yala – 2025 (Input supplied in May)

District	# of the tank	GNDs	Actually, affected ac	Actually, affected Persons	Type of seeds/ compensation	Kg supplied	Current Status
Monaragala	1	1	10.5	12	Green Gram	105	Seeds have been distributed as compensation.
	1	1	10.5	12		105	

Table 8 Provided Agricultural Seeds to Affected Farmers due to Artificial Water Drawdown – Loss of livelihood during the Yala – 2025 (Input supplied Cumulative - Phase II)

District	# of the tank	Actually, affected ac	Actually, affected Persons	Type of seeds/ compensation	Kg supplied	Current Status	Date Distributed
Anuradhapura	30	981	884	Green Gram + Groundnut	7090+8100	Cultivated	
Polonnaruwa	05	191	223	Green Gram	1,100	Cultivated	
Monaragala	02	144.5	169	Green Gram	775	Cultivated	
Kurunegala	03	145	145	Green Gram	1,450	Cultivated	
	40	1461.5	1421		18,515		

The distribution of compensatory seeds began in April, targeting the Yala season. Last month, seeds were supplied in the North Western Province (NWP), North Central Province (NCP), and Uva Province (UP). This month, additional seeds were supplied in areas of UP that were missed in April.

However, during field visits, it was reported that farmers from the Eastern Province (EP) and Southern Province (SP) had requested seeds in June for cultivation during the second mid-season. In the Northern Province, farmers have requested seeds for the upcoming Maha cultivation season.

Furthermore, during the baseline survey, data on the number of affected beneficiaries were collected from Farmer Organizations (FOs). However, during input distribution in some provinces, it was observed that the actual number of affected farmers was higher than initially recorded. Therefore, the actual number of affected farmers, extent of land, type of seeds supplied, and quantity of seeds distributed have been included in the table above.

6. Tree Planting Programme (Pre-school children)

The primary objective is to promote environmental awareness from an early age while contributing to long-term economic benefits at the household level. This initiative not only supports the project's sustainability goals but also fosters a sense of environmental responsibility among the youngest members of the community.

Basic information on preschools, the number of children, and the number of coconut trees required has been collected. Arrangements have now been initiated to purchase coconut trees for distribution to the preschool community. Under this intervention, the Eastern Province has already initiated the tree planting programme in the Trincomalee District. The tree planting programme is scheduled to be conducted in June. Details of the physical activities carried out under this intervention in May 2025 are presented in the table below.

Table 9 Physical progress of tree planting programme in May

District	Name pre school	No of students and teachers	Type of plant to be distributed	No of plants	Estimated cost
Trincomalee	Galkadawala Viramuthu Pre school	27+03=30	Coconut & Mango	30+30=60	19,500.00
Trincomalee	Gomarankadawala Viramuthu Pre school	27+03=30	Coconut & Mango	30+30=60	19,500.00
	Total	60	Coconut+Mango	60+60=120	39,000.00



7. Tree Planting Programme (Tree Planting Programme / Catchment Area Development)

In the North Central Province, under this activity, the safeguard team initiated the following tree planting programmes in May 2025 as part of catchment area development. The details are provided in the table below. This replanting programme was implemented with the support of the Forest Department, Farmer Organizations, and the CSIAP team in NCP. In May, Kumbuk, Mee, and Damba trees were planted at two tanks in the Anuradhapura district.

Table 10 Tree Planting Programme (Tree Planting Programme / Catchment Area Development) in May

District	Name of the tank	Name of the GND	Type of tree	Number of trees	Implementing partners	GPS Coordinate of the tanks	Current status
Anuradhapura	Puliyankadawala	Puliyankadawala	Kumbuk Mee Damba	50	Forest Department SSD-CSIAP AF-CSIAP FO	8.455885,80.818323	Already planted. Follow up done by FO
	Iswatiya	Puliyankadawala	Kumbuk Mee Damba	60	Forest Department SSD-CSIAP AF-CSIAP FO	8.467580,80.826175	Already planted. Follow up done by FO
	Total			110			

8. Tree removal and Compensative Tree Planting Program

It was proposed to remove 375 trees across 39 tanks, and a compensatory tree planting programme was also planned for implementation. However, no tree removal was carried out during this month, and the compensatory tree planting programme has not yet been initiated.

However, it was informed that the tree removal was finalized after a joint field visit with the relevant department officials. The table below provides details of the tree planting and tree removal activities.

The compensatory tree planting programme will be implemented with the support of the Forest Department, Department of Wildlife officials, the farmer organization, contractors, and the CSIAP team.

Table 11 Current status of the proposed tree removal, compensatory tree planting, and Catchment Area Development Phase II (Cumulative phase II)

Province	District	Total Subprojects (tanks and Anicuts)	Number of tanks required tree removal	During the Screening Process Phase II			Compensative Tree Planting		Catchment area development (Planted – Phase II)	Tree planting program with preschools (Planted – Phase II)
				Proposed Tree Removal (during the screening process) Numbers	Number of tanks required revised and reduced the tree removal	Revised Tree Removal (based on screening comments received from the World Bank (WB), implementing agency, and other departments) Numbers	Proposed tree planting Numbers (Planned – Phase II)	Number of trees planted – Phase II		
UP	Monaragala	27	2	6	0	6	1280	0	0	0
SP	Hambantota	18	2	33	0	33	570	0	0	0
NP	Kilinochchi	6	0	0	0	0	0	0	0	0
	Mullaitivu	23	0	0	0	0	0	0	0	0
NCP	Anuradhapura	36	23	257	18	160	850	0	460	0
	Polonnaruwa	5	4	175	3	151	365	0	0	0
NWP	Puttalam	9	0	0	0	0	0	0	0	0
	Kurunegala	29	0	0	0	0	0	0	0	0
EP	Trincomalee	13	6	24	1	19	95	0	0	120
	Batticaloa	5	0	0	0	0	0	0	0	0
	Ampara	8	2	72	2	6	30	0	0	0
Total		179	39	567	24	375	3190	0	460	120

Table 12 Details of Proposed Tree Removal and Tree Planting by Tank – Phase II

Province	District	Cascade	Tank Name	GND	During the Screening Process		Compensative Tree Planting	Catchment area development	Pre school
					Proposed Tree Removal (during the screening process) Numbers	Revised Tree Removal Numbers (based on comments received from the World Bank for the ESSR, implementing agency, and other departments)	Proposed tree planting as compensation Numbers	Actually Planted	Actually Planted
UP	Monaragala	Kalukubukke	Weeraketiya Tank		3	3	50		
UP	Monaragala	Kalukubukke	Samagi Tank		3	3	55		
SP	Hambantota	Wilmanna	Yoda Maha Wewa		28	28	35		

SP	Hambantota	Wilmanna	Bundala Wewa		5	5	30		
NCP	Anuradhapura	Parangiyawadiya	Brahmanayagama		1	1	20		
NCP	Anuradhapura	Nabadawewa	Nabadawewa		13	5	30		
NCP	Anuradhapura	Nabadawewa	Ihala wewa		7	5	30		
NCP	Anuradhapura	Nabadawewa	Eta-Urulewa		21	20	50		
NCP	Anuradhapura	Nabadawewa	Nambakada		27	22	60		
NCP	Anuradhapura	Ibbigewewa	Ibbigewewa		8	4	25		
NCP	Anuradhapura	Ibbigewewa	Ihala Kammalbediwewa		3	2	15		
NCP	Anuradhapura	Meehondawewa	Muwapenna wewa		18	13	50		
NCP	Anuradhapura	Meehondawewa	Aluthgama		3	2	20		
NCP	Anuradhapura	Meehondawewa	Ulpawewa		27	9	40		
NCP	Anuradhapura	Kokebe	Warapothana		6	4	30		
NCP	Anuradhapura	Kokebe	Kirimetiya		3	3	15		
NCP	Anuradhapura	Kokebe	Kolalakadawewa		2	2	15		
NCP	Anuradhapura	Kokebe	Maduragoda		7	5	25		
NCP	Anuradhapura	Kokebe	Pandithayagamawewa		1	0	15		
NCP	Anuradhapura	Kokebe	Thalakolawewa		27	12	30		
NCP	Anuradhapura	Kokebe	Kuda Rathmalgahawewa		19	10	20		
NCP	Anuradhapura	Kokebe	Palugaswewa		16	9	20		
NCP	Anuradhapura	Kokebe	Kayangollewa Wewa		4	1	15		
NCP	Anuradhapura	Kokebe	Galenbindunuwewa		20	10	40		
NCP	Anuradhapura	Nambakada Kendabe	Kotienawewa		3	3	20		
NCP	Anuradhapura	Nambakada Kendabe	Moragoda		15	15	30		
NCP	Anuradhapura	Nambakada Kendabe	Kurunduwewa		6	3	25		
NCP	Polonnaruwa	Upper Yan Oya	Aluth wewa		3	3	20		
NCP	Polonnaruwa	Upper Yan Oya	Kadurugas wewa		12	8	30		
NCP	Polonnaruwa	Upper Yan Oya	Halmilla wewa		97	87	170		
NCP	Polonnaruwa	Upper Yan Oya	Makula wewa		63	53	130		

EP	Trincomalee	Bakmeegama	Bakmeegama Kudakubuk Wewa		5	5	25		
EP	Trincomalee	Bakmeegama	Bakmeegama Mahakubuk Wewa		5	5	25		
EP	Trincomalee	Bakmeegama	Maha Thimbiri wewa		4	4	20		
EP	Trincomalee	Madawachchiya	Navatkulam		5	0	0		
EP	Trincomalee	Kadwaththa	Kumbuk wewa		1	1	5		
EP	Trincomalee	Kadwaththa	Walas wewa		4	4	20		
EP	Ampara	No cascade	Savaru 4th Anicut		4	0	0		
EP	Ampara	No cascade	Helawa Tank		68	6	30		
Grand Total					567	375	3190	460	120

9. ESMP, Operation of GRM and Code of Conduct (COC) Awareness Creation for Contractors, Farmer Organizations (FO), Social Audit Committees (SAC), and Implementing Agencies.

An ESMP awareness programme, including the operation of the GRM and implementation of the Code of Conduct (CoC) on GBV, was conducted jointly for contractors and CBO members, as requested. The names of the tanks, contractors, programme objectives, number of participants, expenditure details, photographs, and attendance sheets are attached (please refer to the annex).

The objective of the ESMP awareness session for contractors (workers) and Social Audit Committee members was to ensure their understanding of the Environmental and Social Management Plan (ESMP) requirements and to promote compliance with environmental and social safeguards throughout project implementation.

During the awareness session, contractors and Social Audit Committee members gained a better understanding of environmental and social safeguards, improved their capacity to monitor compliance, and strengthened their commitment to implementing the project in an environmentally and socially responsible manner.

The ESMP awareness programme is expected to have a positive impact by enhancing contractors' understanding of their environmental and social responsibilities, improving on-site compliance with safeguard measures, and reducing the risk of environmental and social issues during project implementation.

It is important to note that landmines were identified in the Northern Province in April. Therefore, the World Bank recommended conducting OHS and landmine awareness programmes for workers. This was specifically highlighted during the awareness programme conducted in the Northern Province.

Table 13 Summary of the ESMP Awareness Programmes - May

District	ASC	Cascade	No of tanks covered	Total Number of participants	Expenditure (Rs Mn)
Kurunegala	Tambutta	Pothuwapitiya	04	45	0.017560
Subtotal			04	45	0.017560
Total			04	45	

Table 14 Summary of the ESMP Awareness Programmes - Cumulative Phase II

District	ASC	Cascade	No of tanks covered	Total Number of participants	Expenditure (Rs Mn)
Polonnaruwa	Hingurakgoda	Gal oya	02	38	0.024
Polonnaruwa	Hingurakgoda	Gal oya	03	45	0.023
Anuradhapura	Parangiyawadiya	Parangiyawadiya	07	48	0.0147
		Nambadawewa			
Anuradhapura	Parangiyawadiya	Ibbigewewa	07	52	0.0147
		Meehondawewa			

Anuradhapura	Parangiyawadiya	Nambakada Kandabe	03	28	0.0147
Anuradhapura	Koonwewa	Kokebe	03	33	0.0147
Anuradhapura	Koonwewa	Kokebe	05	38	0.0147
Anuradhapura	Koonwewa	Kokebe	04	43	0.0147
Anuradhapura	Koonwewa	Kokebe	02	28	0.0147
Trincomalee	Puloddai	Thubarankulam	01	25	0.01295
Batticaloa	Karadiyanaru	Individual tank	01	26	0.01396
Kurunegala	Tambutta	Anderawa	05	35	0.01625
Kurunegala	Ambanpola	Bakmee wawa	04	30	0.01305
Kurunegala	Ambanpola	Mahadivullawa cascade	02	16	0.00975
Kurunegala	Galgamuwa	Padipanchawa cascade	08	53	0.01080
Hambantota		Bundala	17	111	0.051605
		Wilmanna			
		Malalaara			
		Mattala			
		Badagiriya			
		Bebawa			
		Weerwila			
		Yodawewa			
Kurunegala	Tambutta	Pothuwapitiya	04	45	0.01756
Subtotal			04	45	0.01756
Total					

Table 15 Summary of the GRM Awareness Programmes - May

District	ASC	Cascade	No of tanks covered	Total Number of participants	Expenditure (Rs Mn)
Polonnaruwa	Hingurakgoda	Kiri Oya	07	45	0.03375
Polonnaruwa	Hingurakgoda	Kiri Oya	06	50	0.01250
Subtotal			13	95	0.04625
Total			13	95	

10. Operation of Grievance Redress Mechanism (GRM)

This section explains the functioning of the GRM, including the number and types of grievances received and their resolution status. Only seven (07) grievances were registered this month in the Eastern and North Western provinces. A summary of the grievances is presented in the table.

Table 16 GRM update - May

Month - May	NP	NCP	EP	UP	SP	NWP
# of grievances registered	0	0	6	0	0	1
# of grievances resolved	0	0	6	0	0	1

A grievance was raised on 26th May in Bakmeegama Tank in Gomarankadawala ASC and DSD by a male representative of the Social Audit Committee during a field visit. The complaint concerned soil erosion observed along the earth canal, which posed a risk to the structural stability of the canal. The matter was reported to the implementing agency and the Technical Officers of the Deputy Project Directors Office (DPDO). Upon assessment, the technical team recommended proper turfing of the canal to prevent further erosion. The implementing agency agreed to carry out the turfing work to stabilize the canal and address the issue.

The second grievance was reported on 27th May in the Sothayan Tank in Karadiyanaru ASC division under the Eravurpattu DSD, also by a male representative of the Social Audit Committee. The issue involved sediment accumulation at a canal crossing due to soil erosion, which was obstructing water flow and potentially leading to water management challenges, including flooding. The cause was attributed to heavy rainfall, poor drainage, or unstable soil conditions. The problem was brought to the attention of the implementing agency and DPDO technical officers. They recommended removing the deposited soil either manually or using machinery to restore proper water flow. The agency committed to implementing the recommended action to resolve the issue promptly.

The grievance was also registered by the Sothayan Tank SAC members, stating that CSIAP has constructed the downstream canal. However, leakages in the already constructed canal were observed and reported to the contractors, but they have not yet been rectified. Due to the existing downstream canal, water is being wasted from the tank. Therefore, the SAC members requested minor rehabilitation of the existing canal and asked for soil to be filled along the eroded areas of the canal. This issue was discussed with the technical team of the DPDO/EP, who agreed to identify the leakages and rectify them through the existing contractors. They also agreed to fill the soil along the downstream canal.

Another grievance was registered by the SAC members of the Sothayan Tank, stating that debris is still present along the tank bund. They emphasized that it should be removed and that the site should be properly cleaned by the contractor after the bund rehabilitation is completed. Furthermore, soil erosion was observed on the downstream side of the tank bund due to the lack of turfing and grassing. In some areas, the grass has already died. Therefore, the SAC members expressed dissatisfaction with the quality of the work and requested that the poor workmanship be rectified. They also stated that the final payment should not be released without their final certification. The Technical Officer of the EP/DPDO assured that this matter would be addressed and corrective action would be taken.

A grievance was registered regarding the Panichchayadi Tank in the Batticaloa District, stating that farmers are frequently facing human-elephant conflict (HEC) issues in their paddy fields. Elephants not only damage the paddy fields but also damage the tank bund. The farmers mentioned that they have repeatedly requested elephant fencing from the project, but have not yet received it,

despite having submitted written requests. Therefore, the SAC members and the Farmer Organization (FO) of the Panichchayadi Tank have requested that elephant fences be provided and that the distribution process be expedited. The Social Safeguard Officer (SSO) of EP/DPDO confirmed that their request has been included in the elephant fence requirements and that the fences will be distributed once the procurement issues at the PMU are resolved.

A grievance was raised by the SAC members of the Thuwarankulam Tank in the Trincomalee District, requesting that the spill be raised. Since the tank is located 300 meters away from the forest boundary, the farmers suggested that increasing the spill would benefit them by enhancing the tank’s capacity and increasing the cultivable land in the area. The CSIAP team informed them that the Forest Department had not granted permission to raise the spill. However, if written approval is obtained from the Forest Department—after assessing whether the forest area would be inundated or not—the request will be considered. The farmers stated that they would try to obtain the written approval from the Forest Department.

Another grievance was registered in the North Western Province (NWP) concerning the ongoing rehabilitation work under the Pothuapitiya Maha Wewa. The complainant reported that approximately 400 meters of the downstream canal were excluded from rehabilitation due to the absence of an adequate estimate. This omission caused concern among local farmers who rely on the full functionality of the canal for irrigation. The issue was discussed with the Senior Technical Officer (STO) and the District Technical Officer (DTO) of the Department of Agrarian Development (DAD). Both officers acknowledged the concern and confirmed that the necessary rehabilitation could be accommodated within the existing overall estimate. Measures are being taken accordingly to address the issue. The grievance registration at the DPD level was completed to a high standard, with strong engagement and support from DPD officers and Social Audit Committee (SAC) members. The timeliness of the first contact after submission was moderate, and the overall satisfaction level regarding the grievance resolution process was also moderate.

11. Progress Summary of Agreed Actions During the World Bank Mission

This section provides an update on the implementation status of key actions agreed upon during the recent World Bank mission, including timelines and responsible parties.

During the last mission, held from April 1st to 10th, nine activities were included in the agreed actions for the Safeguard Division. Except for one, eight agreed actions were completed. There are no pending agreed actions from the Social Safeguard sector.

Table 17 Progress Summary of Agreed Actions During the World Bank Mission

Sn	Agreed Action ⁵	Responsible	Timeframe	To be Done	Ongoing	Status
----	----------------------------	-------------	-----------	------------	---------	--------

⁵ CSIAP AM Mission April 01-10, 2025

01.	Safeguards Monitoring and Implementation Plan	PMU	30/04/2025			Preparation is ongoing. The report will be submitted by the 2 nd week of June 2025.
02.	Safeguards training on Monitoring and Reporting	PMU	28/04/2025			Scheduled to be held in the 6 th June, 2025.
03.	Bi Annual Monitoring Report	PMU	30/09/2025			Monthly reporting is in progress. It will be submitted in End of September, 2025.
04.	Compilation of best practices (PPT)	PMU	30/05/2025			Data collection is ongoing. A knowledge sharing session is planned to conduct on 2 nd week of July, 2025.
05.	Pilot study on benefits of tank rehabilitation on Ecosystem Services	PMU	30/05/2025			To be done by the ESSS along with the EO.
06.	Implement the LSA plans - providing OFC cultivation or home garden support prior to the start of the Yala season. During monitoring, ensure proper records are maintained including consultation notes, agreements with farmers to forego the cultivation season, beneficiary lists and details of support extended to affected farmers.	DPDs	30/04/2025			Seed distribution is ongoing. North Central Province, Uva Province and North Western Province have been completed. As per the farmers request it is planned to supply the seeds to the farmers in June in Sothern Province. Seeds were purchased in the Eastern Province it will be supplied in June-July, 2025. As per the farmers request it will be supplied in coming Maha 2025/26.
07.	Conduct ongoing consultations with communities and SACs to a) ensure civil works are completed in a timely manner avoiding livelihood impacts and b) identify any potential risks for livelihood impacts in case of civil works delays and take necessary contingency measures to mitigate the risks/impacts.	DPDs/ SACs	Continue			The first round of consultations with all contractors has been completed for six provinces. Initial ESMP awareness was conducted during the kickoff/ratification meetings. Specific site-based ESMP awareness is ongoing. Site specific field visit monitoring also already completed to the Hambantota, Monaragala, Trincomalee and the Batticaloa districts. Field visit reports are submitted to

						the PD with the risk level assessments.
08.	Hold LSA implementation progress reviews with World Bank	DPDs	Monthly			Progress is included in the monthly safeguard progress report. Further, it was discussed on the refresher training programme which is organized on 6 th June at the PMU.
09.	Conduct an awareness program on SAC operations and grievance handling for newly appointed SAC members, FDs, affected parties, and key field-level stakeholders including newly recruited DPMU staff.	DPDs	31/05/2025			Implementation is underway. Further, refresher training programme for the safeguard officers is organized on 6 th June, 2025 at the PMU.




12. Identified Safeguard Issues and Implemented Mitigation Measures

This section outlines the key safeguard issues identified during the reporting period and the corresponding mitigation measures undertaken.

12.1 Identified issues and the mitigation measures- NCP





Table 18 Identified issues and the mitigation measures - NCP






Level of Impacts		No impact	Low	Moderate	High
Sn.	Issues observed	Photographs (Impacts/ Issues) (Date and Location)	Impact Level	Mitigation measure/s taken	Photographs Mitigation measures (Date and Location)
01.	Delay in the temporary removal of the elephant fence installed on the tank bund.	<p>During the consultations held while preparing the ESSR, it was informed that the elephant fences would be temporarily removed during the tank rehabilitation and reinstalled in the same locations once rehabilitation was completed.</p> <p>In seven tanks, it was observed that elephant fences had been installed. During the rehabilitation process, the Department of Wildlife Conservation (DWLC) informed that the cost for the removal and reinstallation of the elephant fences should be included in the contractor's cost. Initially, this was not budgeted, as DWLC had stated they would handle it.</p>		A discussion was arranged with the stakeholders to resolve the issues. If it is not successful, a national-level consultation will be arranged upon request by the DPDO.	






		As a result, a delay was observed in the removal of the elephant fences in only two tanks.		
02	The area is affected by ongoing human-elephant conflict, posing threats to both community safety and agricultural livelihoods.	 <p>Wassallagama 2025.05.10</p>		It is planned to establish crop protection fences for paddy fields and small-scale protective fence units for farmers. The requirements and request letters from the Farmer Organizations (FOs) have been submitted to the PMU for necessary action.
03	There is a lack of awareness among stakeholders regarding the cascade system and its importance.			<p>Conducted a cascade awareness program to improve the knowledge of community organizations, including PS, FOs, and CBDs.</p>  <p>Thimbirigaswewa 2025.05.28</p>
04	Tree removal has been identified.	 <p>2025.05.30 Muwaprennawewa</p>		The project has planned the tree planting programs.


12.2 Identified issues and the mitigation measures EP

Table 19 Identified issues and the mitigation measures EP

Level of Impacts		No impact	Low	Moderate	High
Sn.	Issues observed	Photographs (Impacts/ Issues) (Date and Location)	Impact Level	Mitigation measure/s taken	Photographs Mitigation measures (Date and Location)
01.	The quality of the tank rehabilitation should be taken seriously.	It was noticed that under Phase II of the tank rehabilitation, poor quality of work was observed in Bakmeegama Wewa and Sothayan Tank.		It was requested to rectify the issues, such as the canal earthworks in Bakmeegama Wewa and the canal earthworks in Sothayan Tank.	
02.	Soil erosion was observed along the tank bund due to the lack of turfing.	Soil erosion was recognized as a significant issue affecting the quality of the earthwork.		A request was made to technically correct and improve the quality of the earthworks.	
03.	HEC issues	Damage caused by elephants was observed to the Yala paddy cultivation and the tank bund at Panichchayadi Tank.		A request was made to provide elephant fences under the new requirements.	
04	Unsafe construction practices were identified at Bakmeegama Wewa, posing potential risks to workers and the surrounding community.	 <p>Bakmeegama Wewa 22.05.2025 15:38 8.71534, 80.96899 Unnamed Road</p>  <p>Bakmeegama Wewa 26.05.2025 12:55 8.71401, 80.96899 Unnamed Road</p> <p>26.05.2025 Location - Kudathimbiriwewa</p>		An awareness programme was conducted, after which the contractor provided proper Personal Protective Equipment (PPE), including helmets, gloves, boots, and safety goggles. The use of this equipment was enforced to	<p>26.05.2025 Location - Bakmeegama wewa</p>  <p>Bakmeegama Wewa 26.05.2025 12:55 8.71401, 80.96899 Unnamed Road</p>  <p>Bakmeegama Wewa 26.05.2025 12:56 8.71412, 80.96928</p>



				ensure safety at the Bakmeegama Wewa construction site.	 <p>Bakmeegama Wewa 26.05.2025 12:36 8.71403, 80.96907 Unnamed Road</p>  <p>Bakmeegama Wewa 27.05.2025 15:36 8.71394, 80.96896 Unnamed Road</p>
05	Demolished concrete materials remain scattered at the construction site, creating safety hazards and obstructing work progress.	<p>26.05.2025 Location - Kudathimbiriwewa</p>  <p>Kudathimbiri Wewa 26.05.2025 18:00 8.71887, 80.97509 Unnamed Road</p>		Awareness was provided on the removed materials can be reused as base material for new construction, road fill or sub-base material, and for landscaping purposes such as creating pathways or drainage systems.	<p>26.05.2025 Location - Kudathimbiri wewa</p>  <p>Kudathimbiri Wewa 26.05.2025 11:49 8.71881, 80.97509 Unnamed Road</p>
06	Crop residues remain at the tank site, which may hinder construction activities and affect	<p>27.05.2025 Location - Panichayadi tank</p>  <p>Panichayadi Tank 27.05.2025 09:23 7.52902, 81.40765 Unnamed Road</p>		Informed this matter to the contractor that crop residues were collected and placed in piles, ensuring they did not	




	site cleanliness.	 <p>Kudathimbiri Wewa 22.05.2025 09:57 8.71882, 80.97512 Unnamed Road</p>		obstruct pathways or equipment. Containers or bags were used to transport the residues off-site for proper disposal.	
07	Safety measures were not implemented at the work site, posing risks to workers and potentially may leading to accidents.	 <p>Kudathimbiri Wewa 22.05.2025 16:04 8.71882, 80.97512 Unnamed Road</p>  <p>Kudathimbiri Wewa 22.05.2025 16:03 8.71882, 80.97512 Unnamed Road</p> <p>Kudathimbiri wewa</p>		Safety sign boards and temporary shelters were established at the work site to enhance safety and protect workers.	 <p>Kudathimbiri Wewa 26.05.2025 11:44 8.71882, 80.97512 Unnamed Road</p>  <p>Kudathimbiri Wewa 26.05.2025 11:45 8.71866, 80.97507 Unnamed Road</p>  <p>Kudathimbiri Wewa 26.05.2025 11:44 8.71874, 80.97512 Unnamed Road</p>



12.3 Identified issues and the mitigation measures- UP






Table 20 Identified issues and the mitigation measures - UP

Level of Impacts		No impact	Low	Moderate	High
Sn.	Issues observed	Photographs (Impacts/ Issues) (Date and Location)	Impact Level	Mitigation measure/s taken	Photographs Mitigation measures (Date and Location)
01	FD and SAC members lack adequate awareness and knowledge of construction-related social and environmental safeguard activities, as well as the safeguard policies of CSIAP. (UP)			To address this issue, Environmental and Social Safeguard Officers conducted effective awareness and training sessions for FD and SAC members on project-related social and environmental safeguard compliance, as well as CSIAP safeguard policies. (UP)	  <p>Date -15.05.2025 Location - Bambaragal Ara community place (UP)</p>

02	There is a lack of personal and site safety measures at the ongoing new tank construction site. (UP)	 <p>01.05.2025 Location – Nikamadayaya Tank (UP)</p>	Date -		Environmental and Social Safeguard Officers of the Uva and Southern DPD, CSIAP, conducted occupational health and safety, environmental, and social safeguard awareness and training sessions for the new contractors. As a result, site safety conditions improved to a satisfactory level. (UP)	 <p>Date -20.05.2025 Location – Nikamadayaya Tank</p>
03	There is an absence of adequate first aid arrangements at the ongoing new tank construction site. (UP)				Basic first aid arrangements have been established at the site office to address the lack of first aid facilities at the ongoing new tank construction.	 <p>Date -20.05.2025 Location – Duppathage Tank (UP)</p>

12.4 Identified issues and the mitigation measures- SP

Table 21 Identified issues and the mitigation measures - SP

Level of Impacts					
		No impact	Low	Moderate	High
Sn.	Issues observed	Photographs (Impacts/ Issues) (Date and Location)	Impact Level	Mitigation measure/s taken	Photographs Mitigation measures (Date and Location)
01.	There is difficulty in sourcing suitable soil for the tank rehabilitation work.	In Hambantota, the tanks identified for rehabilitation under Phase II are located within sensitive areas. Therefore, it is difficult to find suitable soil and materials for the tank rehabilitation.		It is requested to obtain soil and other materials from licensed sources, not within the protected area.	
02	There is a lack of awareness regarding the use of personal protective equipment (PPE) at the construction work site.	 Siyambalagaswewa 2025.05.01		Conducted ESMP and OHS awareness sessions for the workers and ensured that safety arrangements were established at the construction site.	 Siyambalagaswewa 2025.05.10
03	There is poor waste management at the worksite, including improper disposal of polythene, paper, and other materials	Murunga Tank. 2025.05.01		Instructions were given to manage waste properly, and waste bins were established at the site to handle the generated waste.	 Murunga tank 2025.05.20
04	There is a lack of safety signboard displays at the	 Anukan Tank.		Safety signboards were properly displayed at the construction	 Anukan Tank

	construction site.	2025.05.04		site to improve safety awareness.	2025.05.18
--	--------------------	------------	--	-----------------------------------	------------

12.5 Identified issues and the mitigation measures – NWP

Table 22 Identified issues and the mitigation measures – NWP

Level of Impacts					
No impact		Low		Moderate	High
Sn.	Issues observed	Photographs (Impacts/ Issues) (Date and Location)	Impact Level	Mitigation measure/s taken	Photographs Mitigation measures (Date and Location)

12.5 Identified issues and the mitigation measures – NP

Table 23 Identified issues and the mitigation measures – NP

Level of Impacts					
No impact		Low		Moderate	High
Sn.	Issues observed	Photographs (Impacts/ Issues) (Date and Location)	Impact Level	Mitigation measure/s taken	Photographs Mitigation measures (Date and Location)

13. Risk category of the Tank rehabilitation Phase II of the CSIAP

Under Phase II of the CSIAP, a total of 179 tanks were finally approved for rehabilitation. It was initially communicated to the community that all contracts would be awarded on or before 28th February 2025. However, due to delays in awarding contracts in February, farmers who had agreed to forego Yala cultivation waited until the end of March, 2025. Due to the delay to award the contract, the farmers proceeded with yala cultivation. Furthermore, heavy rains were recorded in March and April, causing increased spill levels and adequate water availability in the tanks. Consequently, farmers began to cultivate paddy either fully or partially. By April, CSIAP had awarded 90% of the contracts. Due to heavy rainfall and the cultural New Year festival, work on most tanks did not start until the third week of April. Since then, contractors have begun work, but frequent rains have hindered some concrete works from progressing as planned. Nevertheless, in some areas, contractors prioritized the work, and with close coordination between the implementing agency and the DPDO technical team, considerable progress has been noted in certain provinces.

It is important to identify potential delays that may affect the upcoming Maha cultivation, as the rehabilitation works may not be completed before the rainy season starts. Therefore, it is essential to classify tanks by risk level—high, moderate, and low—based on the likelihood of construction completion by 30th September, before the rainy season. This risk assessment is based on multiple factors identified during field visits and information shared by the DPDOs. The risk levels may vary depending on contractor performance, number of rainy days, and other factors detailed in the table below. This is a precautionary prediction intended to alert stakeholders to expedite civil works before the rainy season.

Please refer to the table below for detailed factors explaining the risk levels for each tank. Examples include the need for retendering/procurement issues, work not started yet, ongoing Yala cultivation, delays due to weather or contractors, tanks located within protected areas (limiting soil extraction), limited access to materials, transportation challenges, lack of coordination/monitoring, and tanks where construction has already started and is ongoing.

Table 24 Criteria to identify the risk level

Low Risk	Work has already started; Yala cultivation is usually not carried out, or farmers have agreed to forego Yala. The tank is not located within a protected area, and artificial water drawdown can be performed.
Moderate Risk	Work has already started, but Yala cultivation is being carried out either fully or partially. The tank is not located within a protected area.
Risk	Work has not yet started; Yala cultivation is partially done. It is difficult to source soil or sand from nearby areas, and the tank is located within a protected area, Contractor delays, or other related problems.
High Risk	Work has not started as agreed; the area experiences heavy rainfall. New construction is required, and the tanks are located within protected areas. Yala cultivation has been fully carried out without agreement to forego it. The project requires re-bidding due to procurement issues, contractor delays, or other related problems.

The above category will be presented in next monthly report. **Progress of Downstream works**

Table 25 Safeguard Documents for the Downstream works (less than 5 Mn Rs – CBO Contracts)

Province	District	# of Downstream Works Proposed	Brief Safeguard Documents Submission (# of Reports)		
			Submitted by DPDO	PMU Reviewed	WB Clearance/ Conditionally Clearance
NP Total	Kilinochchi	15 (03+12)	00 (02)		
	Mullaitivu	13 (10+3)	00 (10)		
SP Total	Hambantota				
NWP Total	Puttalam				
	Kurunegala				
	Trincomalee	08			
	Batticaloa	22			

EP Total	Ampara	14			
NCP Total	Anuradhapura				
	Polonnaruwa				
UP Total	Monaragala				
	Total				

Table 26 Safeguard Documents for the Downstream works proposed under the CMC Activities (less than 5 Mn Rs – CBO Contracts)

Province	District	# of Downstream Works Proposed	Brief Safeguard Documents Submission (# of Reports)		
			Submitted by DPDO	PMU Reviewed	Submitted to the WB Concurrence
NP Total	Kilinochchi	15	13	13	13
	Mullaitivu	16	05	05	05
SP Total	Hambantota	09			
NWP Total	Puttalam	07			
	Kurunegala	42			
EP Total	Trincomalee	07			
	Batticaloa	03			
	Ampara	00			
NCP Total	Anuradhapura	25+25			
	Polonnaruwa	04			
UP Total	Monaragala	07			
	Total	157			

14. Artificial Water Drawdown and Compensation Details (Cumulative)

Table 27 Baseline Survey Data: Tanks Requiring Water Drawdown for Rehabilitation and Livelihood Losses During the Yala Season

Province	District	No. of tanks Approved (STEP - Procurement)	No. of rehabilitation ongoing tanks (last update 10/03/2025)	No. of rehabilitation Not started	No. of tanks requiring water drawdown for rehabilitation		No. of tanks are not requiring water drawdown for rehabilitation	Impact for cultivation (Loss Yala Season - May be, if tank rehabilitation will delay)	Yala season (Paddy Cultivat ion) (Extent in ac)	Number of farmers cultivated paddy using the tank water during previous Yala season (Will be affected farmer)
					Full	Partial				
UP	Monaragala	27	5	22	2	14	11	Yala Season	291	479
SP	Hambantota	18		18	4	7	7		250	285
NP	Kilinochchi	6		6	1	4	1		163	124
	Mullaitivu	23		23	0	16	7		3513	1281
NCP	Anuradhapura	36	2	34	0	30	6		611	1096
	Polonnaruwa	5		5	0	5	0		108	148
NWP	Puttalam	9		9	0	0	9	No	0	0
	Kurunegala	29	2	29	4	4	21	Yala Season	185	119
EP	Trincomalee	13	2	10	5	2	6		187	275
	Batticaloa	5	2	2	1	0	4		47	72
	Ampara	8	4	6	0	0	8		0	0
Total		179	17	167	17	82	80	0	5355	3879

Table 28 Actual Details - Tanks Requiring Water Drawdown for Rehabilitation and Livelihood Losses During the Yala Season

Province	District	No. of tanks Approved (STEP)	Tanks requiring artificial water drawdown (already done) #	Number of tanks scheduled for water drawdown (To be done) #	Number of tanks not requiring water artificial drawdown for the tank rehabilitation (Not required WD) #	Farmers usually cultivate Yala paddy based on the availability of tank water. #	Farmers usually do not cultivate Yala paddy due to the scarcity of water in the tank. #	Farmers usually cultivate Yala paddy but agreed to forego the Yala season due to tank rehabilitation. #	Farmers usually cultivate Yala paddy and did not agree to forego the Yala season for tank rehabilitation due to delays in awarding the contract as agreed #	Tanks for which compensation is to be provided or has already been provided. #	Tanks for which compensation is not to be provided. #	For some tanks where compensation was to be provided, the farmers voluntarily rejected the compensation.
UP	Monaragala	27	02	06	19	26	01	05	21	05 (02)	24	03
SP	Hambantota	18	07	00	11	14	04	06	08	06	12	00
NP	Kilinochchi	6	01	00	05	01	05	01	00	01	05	00
	Mullaitivu	23	01	05	17	23	00	11	12	11	12	00
NCP	Anuradhapura	36	28	02	06	35	01	28	07	28	08	00
	Polonnaruwa	5	05	00	00	05	00	05	00	05	00	00
NWP	Puttalam	9	00	01	08	09	00	08	01	00	09	00
	Kurunegala	29	08	02	19	29	00	25	04	08(03)	26	05(04)
EP	Trincomalee	13	02	08	03	10	03	02	08	02	11	00
	Batticaloa	5	00	02	03	02	03	00	02	00	05	00
	Ampara	8	00	01	07	04	04	01	03	01	07	00
Total		179	54	27	98	158	21	92	66	67 (5)	119	08 (4)

15. Status of the artificial water drawdown tanks, agreed for foregone Yala cultivation and compensation Phase II – EP

It is important to present the actual situation of the tank rehabilitation process and the factors affecting it on a tank-wise basis. Therefore, the following table is categorized into 10 groups to provide a clearer picture for better clarity and follow-up.

1. Actual number of tanks requiring artificial water drawdown and those for which water drawdown has already been completed.

Province	District	No. of tanks Approved	Tanks requiring artificial water drawdown (already done) #	Name of the Tanks
UP	Monaragala	27	02	Gemunu Tank Parakrama Tank
SP	Hambantota	18	07	Wilmanna Wewa Yoda Maha Wewa Murunga Wewa Bundala Wewa Siyabalagaswewa Karwudigna Wewa Rakinawewa
NP	Kilinochchi	6	1	Anaivilunthan kulam
	Mullaitivu	23	1	Vavettikulam Tank
NCP	Anuradhapura	36	28	Puwakgahaulpotha Brahmanayagama Nabadawewa Ihala wewa Eta-Urulewa Nambakada Pattiyawala Ibbigewewa Ihala Kammalbediwewa Kuda Oluwewa Katussapenna wewa Muwapenna wewa Aluthgama Ulpathwewa Warapothana Kirimetiya Kolalakadawewa Kokebe Timbiriwewa II Maduragoda

				Thalakolawewa Kuda Rathmalgahawewa Kayangollewa Wewa Galenbindunuwewa Rathmalgahawewa Kotienawewa Moragoda Kurunduwewa
	Polonnaruwa	5	5	Aluth wewa Kadurugas wewa Hataraskotuwa Halmilla wewa Makula wewa
NWP	Puttalam	9	0	-
	Kurunegala	29	8	Mahadivu Wewa Udadivul wewa Padipanchawa ihala wewa Padipanchawa pahala wewa Poduwapitiya maha wewa, Pothuhola wewa Rambha wewa Pulanpitiyawawa
EP	Trincomalee	13	2	Kumbuk wewa Walas wewa
	Batticaloa	5	0	-
	Ampara	8	0	-
Total		179		

2. Number of tanks scheduled for water drawdown

Province	District	No. of tanks Approved	Number of tanks scheduled for water drawdown (To be done) #	Name of the Tanks
UP	Monaragala	27	06	Batala Ara Tank Thora ara Tank Karamatiya Tank Halmilla Tank Divulagaha Kanaththa tank Gunawardana Tank
SP	Hambantota	18	0	-
NP	Kilinochchi	6	0	-
	Mullaitivu	23	5	Ampalapermalkulam Murukandikulam Iyankankulam Koddaikaddiyakulam Kodalikallu Tank

NCP	Anuradhapura	36	2	Pandithayage wewa, Palugas wewa
	Polonnaruwa	5	0	-
NWP	Puttalam	9	1	Ihala sengakulama wewa (Partially)
	Kurunegala	29	2	Kudagalkadawela Mahawewa Sangapaliya wewa
EP	Trincomalee	13	8	Bakmeegama Wewa Bakmeegama Mahakubuk Wewa Bakmeegama Kudakubuk Wewa Kuda Thimbiriwewa Maha Thimbiri wewa Navatkulam Neeraviyawewa Thavuluwewa
	Batticaloa	5	2	Avadiyavely Tank Panichchayadi
	Ampara	8	1	Semmani Tank
Total		179		

3. Number of tanks not requiring water drawdown.

Province	District	No. of tanks Approved	Number of tanks not requiring water artificial water drawdown for the tank rehabilitation (Not required WD) #	Name of the Tanks
UP	Monaragala	27	19	Pathaha Tank Palugas ara anicut Duppathage Tank Weliara Tank (Kuda Japaji Tank) Karawilakotuwa Tank Hingure Ara Tank Nikamadayaaya Tank Buduruwagala Tank Kirimati Ara Tank Mahara Tank (Mah Ara Tank,Maha Japaji Tank) Nelum Tank Bambaragala Ara Tank Gomadiya Ara tank Watagoda Ara tank Katupotha Tank Weeraketiya Tank Samagi Tank

				Ambalanpotha Anicut Naigal Ara tank
SP	Hambantota	18	11	Uda Malala Wewa Matigaththa Wewa Arabadda Canal Weheargala Anicut Kokara Canal Weheargala Anicut Katu Wewa Heenara Canal Anukan Wewa Thammanawa Wewa Uda Mattala Palugas wewa Weerawilaanicut
NP	Kilinochchi	6	5	Thumpuruvil Vannanthiri kulam Semmankunru kulam (SWE Bund) Murukkunoddu Sunnivil
	Mullaitivu	23	17	Ampalapermalkulam D/S Murukandikulam D/S Iyankankulam D/S Koddaikaddiyakulam D/S Yankan Anicut ⁶ Kundupallaru Anicut Pillaiyarkoviladi Anicut Siththaru Anicut Veerasingam Anicut Sivasami Anicut Karuwelankandal Downstream Works Velikonamadukulam Downstream Works Embai Tank Downstream Work Piraman Tank Downstream Work Periyakulam Anicut Kuruvichchai Anicut VilappalkulamAnicut
NCP	Anuradhapura	36	6	Ambagahawewa Downstream Work Dambagolla Downstream Work Timbiriwewa I Downstream Work Taranagollewa Downstream Work Kumbukwewa Downstream Work Ethdenniyawa Anicut
	Polonnaruwa	5	0	
NWP	Puttalam	9	8	Nawagaththegama Wewa Kirimatiyawa Wewa

⁶ Red color indicates that WD was not done, but farmers lost their cultivation due to the rehabilitation works.

				Heenagama Wewa Miyellawa Wewa Mottamole tank Kurukatiyawa tank Head Works & Down Stream Madawachiya Maha wawa Head Works & Down Stream Kongollawawa
	Kurunegala	29	19	Udathamannawa tank Kaluperumawa Tank Mamunugama tank Ambagammana Wewa Pahalawalpaluwa Backmeewawa Thimbiriawa Panagama Tank Kudagallwewa Tank Drukanda wewa Galenbindunu wewa Heenukwawa Nebada wewa Halmillewa tank Bulnewa wewa Henwalayaya wewa Wanduralagama wewa Medawchchiya tank Warawawa
EP	Trincomalee	13	3	Mailawewa Thuvarankulam Vinnanku kulam
	Batticaloa	5	3	Sothayan Kulam Kalikulam Tank Pulavarmeni anicut
	Ampara	8	7	Olimadu anicut Kunchan Odai anicut Savaru 4th Anicut Thamaraikeni Tank Helawa Tank Helawa Tank Downstream Manathupitty Tank
Total		179		

4. Farmers usually cultivate Yala paddy based on the availability of tank water.

Province	District	No. of tanks Approved	Farmers usually cultivate Yala paddy based on	Name of the Tanks
----------	----------	--------------------------	---	-------------------

			the availability of tank water. #	
UP	Monaragala	27	26	Karawilakotuwa Tank Hingure Ara Tank Nikamadayaya Tank Pathaha Tank Buduruwagala Tank Thora ara Tank Kirimati Ara Tank Karamatiya Tank Duppahage Tank Halmilla Tank Mahara Tank (Mah Ara Tank,Maha Japaji Tank) Weliara Tank (Kuda Japaji Tank) Nelum Tank Bambaragala Ara Tank Divulagaha Kanaththa tank Katupotha Tank Weeraketiya Tank Samagi Tank Gunawardana Tank Ambalanpotha Anicut Naigal Ara tank Gomadiya ara (Partially) Gemunu Tank (Partially) Parakrama Tank (Partially) Batala Ara Tank Waragoda Ara
SP	Hambantota	18	14	Uda Mattala Weerawilaanicut Wilmanna Wewa Yoda Maha Wewa Uda Malala Wewa Kokara Canel Weheargala Anicut Arabadde Canel Weheargala Anicut Heenara Canal Anukan Wewa Thammanawa Wewa ⁷ Murunga Wewa (decided to cultivate Paddy, but agreed for forego) Siyabalagaswewa (decided to cultivate Paddy, but agreed for forego) Karwudigna Wewa (decided to cultivate Bandakka, but agreed for forego)

⁷ Yellow color highlight indicates that usually farmers not cultivate Yala, this year rainfall was high, spill level increased. Therefore, farmers planned for the cultivation. But agreed for the forego Cultivation due to the tank rehabilitation

				Matigaththa Wewa (this year cultivate Paddy)
NP	Kilinochchi	6	1	Anaivilunthan kulam
	Mullaitivu	23	23	Ampalapermalkulam Murukandikulam Iyankankulam Koddaikaddiyakulam Ampalapermalkulam D/S Murukandikulam D/S Iyankankulam D/S Koddaikaddiyakulam D/S Yankan Anicut ⁸ Kundupallaru Anicut Pillaiyarkoviladi Anicut Siththaru Anicut Veerasingam Anicut Sivasami Anicut Karuwelankandal Downstream Works Velikonamadukulam Downstream Works Embai Tank Downstream Work Piraman Tank Downstream Work Periyakulam Anicut Kuruvichchai Anicut Vilappalkulam Anicut Kodalikallu Tank Vavettikulam
NCP	Anuradhapura	36	35	Puwagahaulpotha Brahmanayagama Nabadawewa Eta-Urulewa Nambakada Pattiyawala Kuda Oluwewa Ulpathwewa Warapothana Kokebe Kurunduwewa Ambagahawewa Downstream Work Dambagolla Downstream Work Timbiriwewa I Downstream Work Taranagollewa Downstream Work Kumbukwewa Downstream Work Ihala wewa Ibbigewewa Ihala Kammalbediwewa

⁸ Red color indicate that the framers lost their livelihood due to the irrigation infrastructure development

				Katussapenna wewa Muwapenna wewa Aluthgama Kirimetiya Kolalakadawewa Timbiriwewa II Maduragoda Pandithayagamawewa Thalakolawewa Kuda Rathmalgahawewa Palugaswewa Kayangollewa Wewa Galenbindunuwewa Rathmalgahawewa Kotienawewa Moragoda
	Polonnaruwa	5	5	Aluth wewa Kadurugas wewa Hataraskotuwa Halmilla wewa Makula wewa
NWP	Puttalam	9	9	Nawagaththegama Wewa Kirimatiyawa Wewa Heenagama Wewa Miyellawa Wewa Ihala sengakkulama Mottamole tank Kurukatiyawa tank Head Works & Down Stream Madawachiya Maha wawa Head Works & Down Stream Kongollawawa
	Kurunegala	29	29	Udathamannawa tank Kaluperumawa Tank Mamunugama tank Ambagammana Wewa Pahalawalpaluwa Backmeewawa Thimbiriawa Panagama Tank Kudagallwewa Tank Orukanda wewa Galenbindunu wewa Heenukwawa Nebada wewa Halmillewa tank Bulnewa wewa

				Henwalayaya wewa Wanduralagama wewa Medawchchiya tank Warawawa Kudagalkadawela Mahawewa Sangapaliya wewa Mahadivu Wewa Udadivul wewa Padipanchawa ihala wewa Padipanchawa pahala wewa Poduwapitiya maha wewa, Pothuhola wewa Rambha wewa Pulanpitiyawawa
EP	Trincomalee	13	10	Bakmeegama Wewa Bakmeegama Kudakubuk Wewa Bakmeegama Mahakubuk Wewa Kuda Thimbiriwewa Maha Thimbiri wewa Navatkulam Thavuluwewa Neerawiyawewa Kumbuk wewa Walas wewa
	Batticaloa	5	2	Avadiyavelly Tank Panichchayadi
	Ampara	8	4	Semmani Tank Kunchan Odai anicut Thamaraikerni Savaru 4th Anicut
Total		179		

5. Farmers usually do not cultivate Yala paddy due to the scarcity of water in the tank.

Province	District	No. of tanks Approved	Farmers usually do not cultivate Yala paddy due to the scarcity of water in the tank. #	Name of the Tanks
UP	Monaragala	27	01	Palugas ara anicut
SP	Hambantota	18	04	Rakinawewa Bundala Wewa Katu Wewa Palugas wewa

NP	Kilinochchi	6	5	Thumpuruvil ⁹ Vannanthiri kulam Semmankunru kulam (SWE Bund) Murukkunoddu Sunnivil
	Mullaitivu	23	0	-
NCP	Anuradhapura	36	1	Ethdenniyawa Anicut
	Polonnaruwa	5	0	-
NWP	Puttalam	9	0	-
	Kurunegala	29	0	-
EP	Trincomalee	13	3	Thuvarankulam Mailawewa Vinnanku kulam
	Batticaloa	5	3	Sothayan Kulam Kalikulam Tank Pulavarmani anicut
	Ampara	8	4	Helawa Tank Helawa Tank Downstream Olimadu anicut Manathupitty Tank
Total		179		

6. Farmers usually cultivate Yala paddy but agreed to forego the Yala season due to tank rehabilitation.

Province	District	No. of tanks Approved	Farmers usually cultivate Yala paddy but agreed to forego the Yala season due to tank rehabilitation. #	Name of the Tanks
UP	Monaragala	27	05	Buduruwagala Tank Gemunu Tank (Partially) Gomadiya Ara tank (Partially) Watagoda Ara tank (Partially) Parakrama Tank (Partially)
SP	Hambantota	18	06	Uda Mattala Wilmanna Wewa Yoda Maha Wewa Murunga Wewa (decided to cultivate Paddy, but agreed for forego) Siyabalagaswewa (decided to cultivate Paddy, but agreed for forego) Karwudigna Wewa (decided to cultivate Bandakka, but agreed for forego)

⁹ There are no paddy lands under these tanks. These tanks are meant for OFC cultivation

NP	Kilinochchi	6	1	Anaivilunthan kulam
	Mullaitivu	23	11	Yankan Anicut Kundupallaru Anicut Pillaiyarkoviladi Anicut Karuwelankandal Downstream Works Velikonamadukulam Downstream Works Embai Tank Downstream Work Piraman Tank Downstream Work Periyakulam Anicut (Partially) Kuruvichchai Anicut Vilappalkulam Anicut Vavettikulam
NCP	Anuradhapura	36	28	Puwakgahaulpotha Brahmanayagama Nabadawewa Ihala wewa Eta-Urulewa Nambakada Pattiyawala Ibbigewewa Ihala Kammalbediwewa Kuda Oluwewa Katussapenna wewa Muwapenna wewa Aluthgama Ulpathwewa Warapothana Kirimetiyawa Kolalakadawewa Kokebe Timbiriwewa II Maduragoda Thalakolawewa Kuda Rathmalgahawewa Kayangollewa Wewa Galenbindunuwewa Rathmalgahawewa Kotienawewa Moragoda Kurunduwewa
	Polonnaruwa	5	5	Aluth wewa Kadurugas wewa Hataraskotuwa Halmilla wewa Makula wewa
NWP	Puttalam	9	8	Nawagaththegama Wewa

				Kirimatiyawa Wewa Heenagama Wewa Miyellawa Wewa Mottamole tank Kurukatiyawa tank Head Works & Down Stream Madawachiya Maha wawa Head Works & Down Stream Kongollawawa
	Kurunegala	29	25	Udathamannawa tank Kaluperumawa Tank Mamunugama tank Ambagamma Wewa Pahalawalpaluwa Backmeewawa Thimbiriawa Kudagallwewa Tank Drukanda wewa Galenbindunu wewa Nebada wewa Halmillewa tank Bulnewa wewa Henwalayaya wewa Wanduralagama wewa Medawchchiya tank Warawawa Mahadivu Wewa Udadivul wewa Padipanchawa ihala wewa Padipanchawa pahala wewa Poduwapitiya maha wewa Pothuhola wewa Rambha wewa Pulanpitiyawawa
EP	Trincomalee	13	2	Kumbuk wewa Walas wewa
	Batticaloa	5	0	-
	Ampara	8	1	Savaru 4th Anicut
Total		179		

7. Farmers usually cultivate Yala paddy and did not agree to forego the Yala season for tank rehabilitation due to delays in awarding the contract and starting the work as initially agreed. Therefore, they have proceeded with cultivation.

Province	District			Name of the Tanks
----------	----------	--	--	-------------------

		No. of tanks Approved	Farmers usually cultivate Yala paddy and did not agree to forego the Yala season for tank rehabilitation due to delays in awarding the contract and starting the work as initially agreed. Therefore, they have proceeded with cultivation. #	
UP	Monaragala	27	21	Karawilakotuwa Tank Hingure Ara Tank Nikamadayaya Tank Pathaha Tank Thora ara Tank Kirimati Ara Tank Karamatiya Tank Duppathage Tank Halmilla Tank Mahara Tank (Mah Ara Tank, Maha Japaji Tank) Weliara Tank (Kuda Japaji Tank) Nelum Tank Bambaragala Ara Tank Divulagaha Kanaththa tank Katupotha Tank Weeraketiya Tank Samagi Tank Gunawardana Tank Ambalanpotha Anicut Naigal Ara tank Batala Ara Tank
SP	Hambantota	18	08	Uda Malala Wewa Kokara Canel Weheargala Anicut Arabadde Canel Weheargala Anicut Anukan Wewa Thammannawa Wewa Weerawilaanicut Heenara Canal Matigaththa Wewa
NP	Kilinochchi	6	0	-
	Mullaitivu	23	12	Ampalapermalkulam

				Ampalapermalkulam D/S Murukandikulam Palaiya Murukandikulam D/S Iyankankulam Iyankankulam D/S Koddaikaddiyakulam Koddaikaddiyakulam D/S Kodalikallu Tank Siththaru Anicut Veerasingam Anicut Sivasami Anicut
NCP	Anuradhapura	36	07	Pandithayage wewa, Palugas wewa Ambagahawewa Downstream Work Dambagolla Downstream Work Timbiriwewa I Downstream Work Taranagollewa Downstream Work Kumbukwewa Downstream Work
	Polonnaruwa	5	0	-
NWP	Puttalam	9	1	Ihala sengakulama
	Kurunegala	29	4	Paanakama wewa Heenuk wewa (Partially) Sangapali maha wewa Kudakalkadawela maha wewa
EP	Trincomalee	13	8	Bakmeegama Wewa Bakmeegama Kudakubuk Wewa Bakmeegama Mahakubuk Wewa Kuda Thimbiriwewa Maha Thimbiri wewa Navatkulam Thavuluwewa Neerawiyawewa
	Batticaloa	5	2	Avadiyavely Tank Panichchayadi
	Ampara	8	3	Semmani Tank Kunchan Odai anicut Olimadu Anicut
Total		179		

8. Tanks for which compensation is to be provided or has already been provided.

Province	District	No. of tanks Approved	Tanks for which compensation is to	Name of the Tanks
----------	----------	--------------------------	---------------------------------------	-------------------

			be provided or has already been provided. #	
UP	Monaragala	27	02	Buduruwagala Tank Gemunu Tank
SP	Hambantota	18	06	Uda Mattala Wilmanna Wewa Yoda Maha Wewa Murunga Wewa (decided to cultivate Paddy, but agreed for forego) Siyabalagaswewa (decided to cultivate Paddy, but agreed for forego) Karwudigna Wewa (decided to cultivate Bandakka, but agreed for forego)
NP	Kilinochchi	6	1	Anaivilunthan kulam
	Mullaitivu	23	11	Yankan Anicut Kundupallaru Anicut Pillaiyarkoviladi Anicut Karuwelankandal Downstream Works Velikonamadukulam Downstream Works Embai Tank Downstream Work Piraman Tank Downstream Work Periyakulam Anicut Kuruvichchai Anicut Vilappalkulam Anicut Vavettikulam
NCP	Anuradhapura	36	28	Puwakgahaulpotha Brahmanayagama Nabadawewa Ihala wewa Eta-Urulewa Nambakada Pattiyawala Ibbigewewa Ihala Kammalbediwewa Kuda Oluwewa Katussapenna wewa Muwapenna wewa Aluthgama Ulpawwewa Warapothana Kirimetiya Kolalakadawewa Kokebe Timbiriwewa II

				Maduragoda Thalakolawewa Kuda Rathmalgahawewa Kayangollewa Wewa Galenbindunuwewa Rathmalgahawewa Kotienawewa Moragoda Kurunduwewa
	Polonnaruwa	5	5	Aluth wewa Kadurugas wewa Hataraskotuwa Halmilla wewa Makula wewa
NWP	Puttalam	9	0	-
	Kurunegala	29	8 (3)	Padipanchawa Ihala Wewa Padipanchawa Pahala Wewa Mahadivu Wewa Pothuwaptiya maha wewa ¹⁰ Pothukola wewa Poolanpitiya wewa Rambawewa Udadivul wewa
EP	Trincomalee	13	2	Kumbuk wewa Walas wewa
	Batticaloa	5	0	-
	Ampara	8	1	Savaru 4th Anicut
Total		179		

9. Tanks for which compensation is not to be provided.

Province	District	No. of tanks Approved	Tanks for which compensation is not to be provided. #	Name of the Tanks
UP	Monaragala	27	24	Karawilakotuwa Tank Hingure Ara Tank Nikamadayaaya Tank Pathaha Tank Thora ara Tank Kirimati Ara Tank Karamatiya Tank

¹⁰ Red color indicates that farmers lost their livelihood due to the irrigation infrastructure development, therefore the compensation should be provided. But they voluntarily informed that they do not want the compensation.

				Duppahage Tank Halmilla Tank Mahara Tank (Mah Ara Tank, Maha Japaji Tank) Weliara Tank (Kuda Japaji Tank) Nelum Tank Bambaragala Ara Tank Divulagaha Kanaththa tank Katupotha Tank Weeraketiya Tank Samagi Tank Gunawardana Tank Ambalanpotha Anicut Naigal Ara tank Batala Ara Tank Gomadiya Ara tank (Partially) Watagoda Ara tank (Partially) Parakrama Tank (Partially)
SP	Hambantota	18	12	Rakinawewa Bundala Wewa Uda Malala Wewa Matigaththa Wewa Arabadda Canel Weheargala Anicut Kokara Canel Weheargala Anicut Katu Wewa Heenara Canal Anukan Wewa Thammanawa Wewa Palugas wewa Weerawilaanicut
NP	Kilinochchi	6	5	Thumpuruvil Vannanthiri kulam Semmankunru kulam (SWE Bund) Murukkunoddu Sunnivil
	Mullaitivu	23	12	Ampalapermalkulam Ampalapermalkulam D/S Murukandikulam Palaiya Murukandikulam D/S Iyankankulam Iyankankulam D/S Koddaikaddiyakulam Koddaikaddiyakulam D/S Kodalikallu Tank Siththaru Anicut Veerasingam Anicut Sivasami Anicut

NCP	Anuradhapura	36	08	Palugaswewa Pandithayage wewa Ambagahawewa Downstream Work Dambagolla Downstream Work Timbiriwewa I Downstream Work Taranagollewa Downstream Work Kumbukwewa Downstream Work Ethdenniyawa Anicut
	Polonnaruwa	5	0	-
NWP	Puttalam	9	9	Ihala sengakulama Nawagaththegama Wewa Kirimatiyawa Wewa Heenagama Wewa Miyellawa Wewa Mottamole tank Kurukatiyawa tank Head Works & Down Stream Madawachiya Maha wawa Head Works & Down Stream Kongollawawa
	Kurunegala	29	26	Udathamannawa tank Kaluperumawa Tank Mamunugama tank Ambagammana Wewa Pahalawalpaluwa Backmeewawa Thimbiriawa Panagama Tank Kudagallwewa Tank Orukanda wewa Galenbindunu wewa Heenukwawa Nebada wewa Halmillewa tank Bulnewa wewa Henwalayaya wewa Wanduralagama wewa Medawchchiya tank Warawawa Kudagalkadawela Mahawewa Sangapaliya wewa Mahadivu Wewa Poduwapitiya maha wewa¹¹ Pothuhola wewa Rambha wewa

¹¹ Red color indicate that farmers informed that they don't want the compensation. Therefore, no need to be provided.

				Pulanpitiyawawa
EP	Trincomalee	13	11	Thuvarankulam Bakmeegama Wewa Bakmeegama Mahakubuk Wewa Bakmeegama Kudakubuk Wewa Kuda Thimbiriwewa Maha Thimbiri wewa, Navatkulam Thavuluwewa Neerawiyawewa Mailawewa Vinnanku Tank
	Batticaloa	5	5	Avadiyavely Tank Sothayan Kulam Kalikulam Tank Panichchayadi Pulavarmani anicut
	Ampara	8	7	Semmani Tank Kunchan Odai anicut Thamaraikerni Savaru 4th Anicut Helawa Tank Helawa Tank Downstream Manathupitty Tank Olimadu Anicut
Total		179		

10. For some tanks where compensation was to be provided, the farmers rejected the compensation.

Province	District	No. of tanks Approved	For some tanks where compensation was to be provided, the farmers voluntarily rejected the compensation.	Name of the Tanks
UP	Monaragala	27	03	Gomadiya Ara tank (Partially) Watagoda Ara tank Parakrama Tank
SP	Hambantota	18	0	-
NP	Kilinochchi	6	0	-
	Mullaitivu	23	0	-
NCP	Anuradhapura	36	0	-
	Polonnaruwa	5	0	-
NWP	Puttalam	9	0	-

	Kurunegala	29	5 (4)	Pothuwaptiya maha wewa ¹² Pothukola wewa Poolanpitiya wewa Rambawewa Udativul wewa ¹³
EP	Trincomalee	13	0	-
	Batticaloa	5	0	-
	Ampara	8	0	-
Total		179		

¹² Red indicates that, after purchasing the seeds only farmers informed that they do not want the compensation.

¹³ Black indicates that during the kick off meeting farmers informed that they do not want the compensation.

Table 29 Baseline Survey Data – Mitigation Measures: Inputs Required as Compensation

Province	District	compensation - Summery	Type of inputs required as				Kg of inputs/ # of inputs required as compensation				
		Green Gram (a)	Groundnut (b)	Paddy (c)	Home Garden (d)	Black gram (e)	Kg (a)	Kg (b)	Kg (c)	Pack (d)	Black gram (e)
UP	Monaragala	Yes	0	0	0	0	2910	0	0	0	0
SP	Hambantota	Yes	0	0	0	0	2500	0	0	0	0
NP	Kilinochchi	0	Yes	Yes	0	Yes	0	428	100	0	325
	Mullaitivu	0	Yes	Yes	0	0	0	1626	6376	0	0
NCP	Anuradhapura	Yes	Yes	0	0	0	6010	8100	0	0	0
	Polonnaruwa	Yes	0	0	0	0	1080	0	0	0	0
NWP	Puttalam	0	0	0	0	0	0	0	0	0	0
	Kurunegala	Yes		0	0	0	1550	0	0	0	0
EP	Trincomalee	Yes	Yes	0	Yes	0	700	400	0	11	0
	Batticaloa	0	0	Yes	0	0	0	0	1500	9	0
	Ampara	0	0	0	0	0	0	0	0	0	0
Total		0	0	0	0	0	14750	10554	7976	20	325

Table 30 Actual Data - Mitigation Measures - Inputs Required as Compensation (Up to May)

Province	District	compensation - Summery	Type of inputs required as				Kg of inputs/ # of inputs required as compensation				
		Green Gram (a)	Groundnut (b)	Paddy (c)	Home Garden (d)	Black gram (e)	Kg (a)	Kg (b)	Kg (c)	Pack (d)	Black gram (e)
UP	Monaragala	Yes	-	-	-	-	775	-	-	-	-
SP	Hambantota	-	-	-	-	-	-	-	-	-	-
NP	Kilinochchi	-	-	-	-	-	-	-	-	-	-
	Mullaitivu	-	-	-	-	-	-	-	-	-	-
NCP	Anuradhapura	Yes	Yes	-	-	-	7090	8100	-	-	-
	Polonnaruwa	Yes	-	-	-	-	1100	-	-	-	-
NWP	Puttalam	-	-	-	-	-	-	-	-	-	-
	Kurunegala	Yes	-	-	-	-	1450	-	-	-	-
EP	Trincomalee	-	-	-	-	-	-	-	-	-	-

	Batticaloa	-	-	-	-	-	-	-	-	-	-
	Ampara	-	-	-	-	-	-	-	-	-	-
Total		04	01	00	00	00	10,415	8100	00	00	00

16. Provincial wise Safeguard Training plan – Phase II CSIAP

Table 31 Training plan for the 2.2.15 - ESMP Awareness Creation for Contractors, Farmer Organizations (FO), Social Audit Committees (SAC), and Implementing Agencies

Province	No.	Activity	Allocation (Mn Rs)	Unit/ No of Program	Physical														Responsibility DPDO	
					Q1			Q2												
					Mar			Apr				May				Jun				
					2nd W	3rd W	4th W	1st W	2nd W	3rd W	4th W	1st W	2nd W	3rd W	4th W	1st W	2nd W	3rd W		4th W
					Planned Date															
NCP	2.2.15	ESMP Awareness Creation for Contractors, Farmer Organizations (FO), Social Audit Committees (SAC), and Implementing Agencies	0.2	10	11 ¹⁴ 11 12 12 12	13 13 13 13								19						SSD/NCP
EP	2.2.15		1.55	17			26		9					19 20 21	26 27	2 3 4	11 12 13	16 17 18	23	SSD/EP
NWP	2.2.15		0.2	11						22 23	25 28	02			26	2 3 4	11 12 13			SSD/NWP
SP	2.2.15		0.25	9	5		28							19		2 3 4	11 12 13			SSD/SP
UP	2.2.15		0.55	9						22				19 20 21	26	2 3 4	11			SSD/UP
NP	2.2.15		0.2	13						16				19 20 21	26	2 3 4	11 12 13	16 17		SSD/NP

The **objective** of the 2.2.15 activity is to ensure that all key stakeholders involved in project implementation understand their roles and responsibilities in complying with the Environmental and Social Management Plan (ESMP). Specifically, the objectives include: **Enhance stakeholder understanding** of the ESMP requirements, including mitigation measures, monitoring, and reporting obligations, **Promote compliance** with national environmental and social safeguard regulations and World Bank Environmental and Social Framework (ESF)

¹⁴ The dates highlighted in green indicate activities that have already been conducted.

standards, **Strengthen implementation capacity** of contractors, FOs, SACs, and implementing agencies in identifying, preventing, and managing environmental and social risks during project activities, **Ensure community involvement and accountability** through informed participation of SACs and FOs in monitoring ESMP implementation, **Reduce potential negative impacts** of project activities on the environment and affected communities by fostering proactive and informed engagement and **Foster collaboration and coordination** among stakeholders to ensure effective and timely execution of the ESMP across all project sites.

Table 32 Training plan for the 2.2.16 - Operation of GRM and Code of Conduct (COC) – Awareness on the Prevention of Gender-Based Violence (GBV) for SAC, FO, Public Servants (PS), Contractors, and Others Social Safeguard - 2025

Province	No.	Activity	Allocation (Mn Rs)	Unit/ No of Program	Physical (Date)								Responsibility DPDO
					Q2								
					May				Jun				
					1st W	2nd W	3rd W	4th W	1st W	2nd W	3rd W	4th W	
					Planned Date								
NCP	2.2.16	Operation of GRM and Code of Conduct (COC) – Awareness on the Prevention of Gender-Based Violence (GBV) for SAC, FO, Public Servants (PS), Contractors, and Others	0.2	15			19 20 21	26 27 28 28	2 3 4	11 12 13	16 17 18	23	SSO/NCP
EP	2.2.16		0.5	13			19 20 21	29 30	2 3 4	11 12 13	16 17 18	23	SSO/EP
NWP	2.2.16		0.2	16			20	28 29 30	2 3 4	11 12 13	16 17 18	23 24 25	SSO/NWP
SP	2.2.16		0.2	8				28 29 30	2 3 4	11 12			SSO/SP
UP	2.2.16		0.5	12			19 20 21	28 29 30	2 3 4	11 12 13			SSO/UP
NP	2.2.16		0.18	17			19 20	28 29	2 3	11 12	16 17	23 24	SSO/NP

							21	30	4	13		25	
--	--	--	--	--	--	--	----	----	---	----	--	----	--

The **objective** of the 2.2.16 activity is to build awareness, accountability, and capacity among stakeholders to uphold social safeguards and prevent gender-based violence in the project context. Specifically, the objectives include: **Strengthen understanding** of the **Grievance Redress Mechanism (GRM)** process, its purpose, structure, and accessibility for all project-affected persons, especially women and vulnerable groups, **Enhance knowledge** of the **Code of Conduct (CoC)** obligations among contractors, implementing partners, and stakeholders, ensuring that all project staff and workers adhere to ethical and respectful behavior, **Raise awareness on the prevention of Gender-Based Violence (GBV)**, including Sexual Exploitation and Abuse (SEA) and Sexual Harassment (SH), and the importance of zero tolerance within the project context, **Promote timely and confidential reporting** of GBV incidents through the GRM and link survivors to appropriate support services, **Ensure the roles and responsibilities** of SACs, FOs, public servants, and contractors in monitoring, reporting, and addressing social safeguard issues are clearly understood and acted upon.

Table 33 Training plan for the 2.2.17 Training Plan Social Safeguard - 2025

	No.	Activity	Resource Persons	Allocation (Mn Rs)	Unit/ No of Program	Physical (Date)		Responsibility PMU	Remarks
						May 4th W	June 4th W		
						Planned Date			
PMU	2.2.17	1. Refresher Training on Safeguards Requirements for Newly Recruited Safeguard Officers. 2. Implementation and Monitoring of Environmental and Social Management Plans (ESMP) and best practices	World Bank Safeguard Team	0.65	2	29	27 06	SSGDO/ PMU	1 Mn Rs was allocated for the Environmental and Social Subject. For the social safeguard only 0.65 Mn Rs is adequate.

1. Refresher Training on Safeguards Requirements for Newly Recruited Safeguard Officers

Objective:

To strengthen the knowledge and capacity of newly recruited safeguard officers on the core principles, procedures, and compliance requirements of environmental and social safeguards under the CSIAP and World Bank's Environmental and Social Framework (ESF). The training aims to:

- Familiarize officers with the project's safeguard policies, tools, and documentation procedures.
- Enhance understanding of Environmental and Social Management Frameworks (ESMF), and Stakeholder Engagement Plans (SEP).

- Build practical skills in field-level screening, risk identification, mitigation planning, and stakeholder consultation.
- Ensure consistent and effective implementation of safeguards across project sites.

2. Implementation and Monitoring of Environmental and Social Management Plans (ESMP) and Best Practices

Objective:

To build the capacity of project stakeholders—including contractors, implementing agencies, and field officers—on the effective implementation, monitoring, and documentation of ESMPs, ensuring environmental and social compliance at all stages of project execution. The training aims to:

- Improve understanding of ESMP content, objectives, and roles of different stakeholders in implementation.
- Promote the adoption of best practices and mitigation measures to minimize environmental and social impacts.
- Ensure the integration of lessons learned and continuous improvement in safeguard performance.

Table 34 Annual action plan target against progress - Phase II

Component	No.	Activity	Unit	Physical															Total Mn Rs
				T/P	Total	Achievement	Q1			Q2			Q3			Q4			
							Jan	Feb	Mar	Apr	May	Jun	Jul	Aug	Sep	Oct	Nov	Dec	
	1.1.11	Establishment of Seasonal Electric Elephant Fences	Km	T	1448.611	0%													
				P	0														
	1.1.12	Provide Agricultural Seeds to Affected Farmers due to Water Drawdown Issues as Compensation	ac	T	5355	27%													
				P	1461.5					1451	10.5								
		Provide Agricultural Seeds to Affected Farmers due to Water Drawdown Issues as Compensation	No. of Farmers / Affected Persons	T	3879	37%													
				P	1421					1409	12								
	2.2.14	Tree Planting Programme (Pre-school)	No	T	7472	1%													
				P	120														
		Tree Planting Programme (Tree Planting Programme / Catchment Area Development)	No	T		0%													
				P	460					350	110								
		Tree Planting Programme (Compensatory Tree Planting Programme)	No	T	1875	0%													
				P	0														

	2.2.15	ESMP Awareness Creation for Contractors, Farmer Organizations (FO), Social Audit Committees (SAC), and Implementing Agencies	No. of Programmes	T	69	25%													
				P	17					16	01								
	2.2.16	Operation of GRM and Code of Conduct (COC) – Awareness on the Prevention of Gender-Based Violence (GBV) for SAC, FO, Public Servants (PS), Contractors, and Others	No. of Programmes	T	81	19%													
				P	2						02								

17. Publications and document disclose at the CSIAP website for the public access

01. Submission of Bi-Annual Safeguard Progress Report – Phase II (March, 2025)

<https://csiaplk.blogspot.com/2025/05/sr09may2025.html>

<https://csiap.lk/blognews?id=sr09may2025>

02. Ensuring Safety First: Landmine Clearance at Vavetti Kulam Tank Site, Mullaitivu

<https://csiaplk.blogspot.com/2025/05/lm09may2025.html>

<https://csiap.lk/blognews?id=lm09may2025>

03. Preschool Tree Planting Programme launched under the CSIAP Week in Eastern

<https://csiaplk.blogspot.com/2025/05/tpep09may25.html>

<https://csiap.lk/blognews?id=tpep09may25>

04. Submission of Monthly Safeguard Progress Report – April, 2025

05. Submission of Provincial wise Safeguard Progress Report – April, 2025

06. Field visit monitoring reports (08 reports Southern Province- Hambantota)

<https://csiap.lk/OtherSafeguardDocuments>

07. Field visit monitoring reports (02 reports Uva Province- Monaragala)

<https://csiap.lk/OtherSafeguardDocuments>

08. Field visit monitoring reports (05 reports Eastern Province- Trincomalee)

<https://csiap.lk/OtherSafeguardDocuments>

09. Field visit monitoring reports (04 reports Eastern Province- Batticaloa)

<https://csiap.lk/OtherSafeguardDocuments>

Annex:¹⁵

Monthly Safeguard Progress- May, 2025- Uva Province

Monthly Safeguard Progress- May, 2025- Eastern Province

Monthly Safeguard Progress- May, 2025 – North Central Province

Monthly Safeguard Progress- May, 2025 –Southern Province

Monthly Safeguard Progress- May, 2025 –North Western Province

Monthly Safeguard Progress- May, 2025 –Northern Province

GRM Update – May, 2025

¹⁵ <https://drive.google.com/drive/folders/17lvRqOZ9AFNqyxVxQIPQngjasEJnhbdN?usp=sharing>